



WIRE CLIP OPERATION

APPLYING TO POST



PLEASE WEAR SAFETY GLASSES WHEN WORKING WITH CLIPS

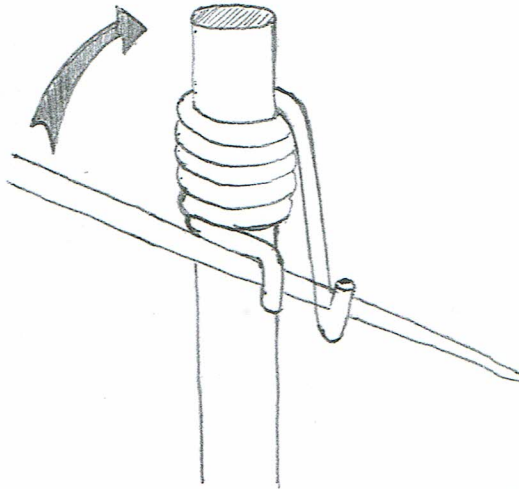


ARMS MUST BE SPREAD APART AS FAR AS POSSIBLE, WHEN APPLYING TO A POST

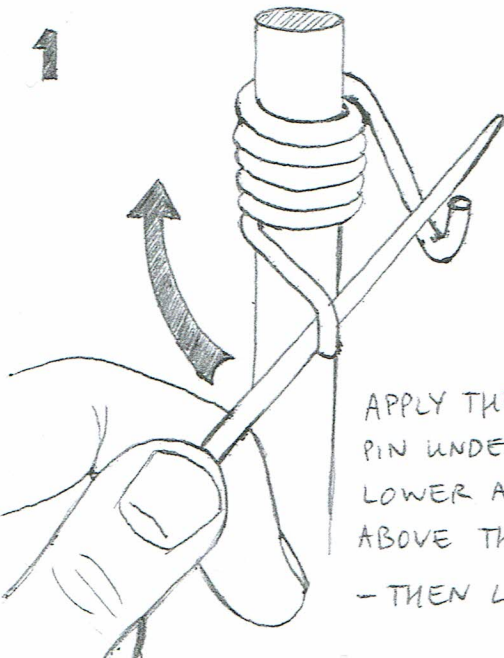


LOCKING CLIP SHUT

2



1



APPLY THE TAPERED PIN UNDER THE LOWER ARM AND ABOVE THE UPPER - THEN LIFT

3

WHEN THE ARMS CROSS THE CLIP IS LOCKED, THE TAPERED PIN CAN BE REMOVED.

